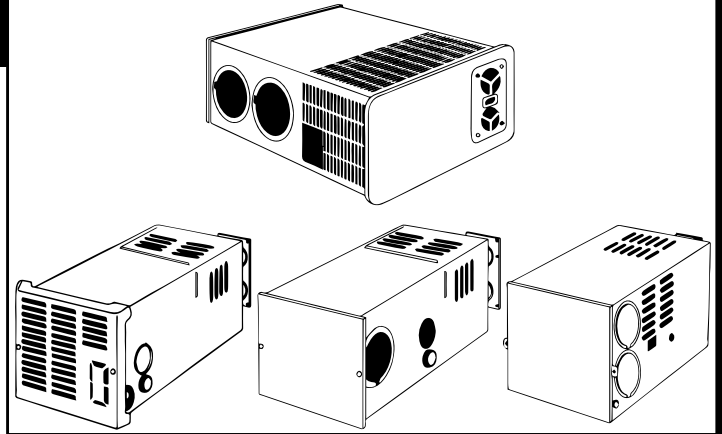




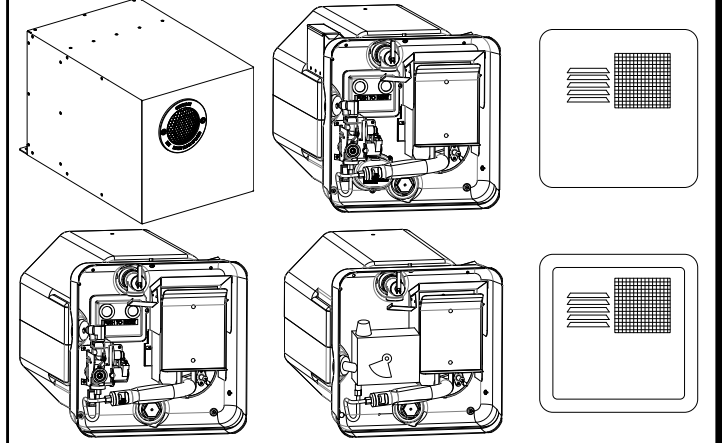
# Suburban RV APPLIANCES

## PARTS MANUAL


### FURNACES







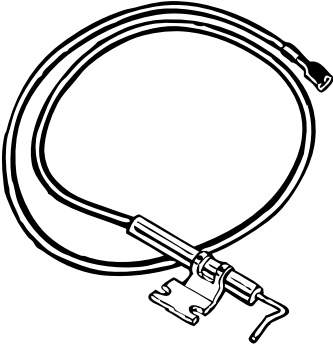


### WATER HEATERS

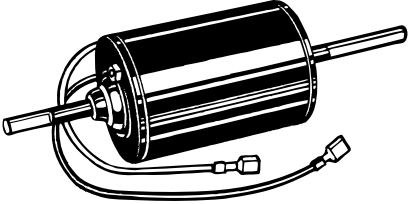
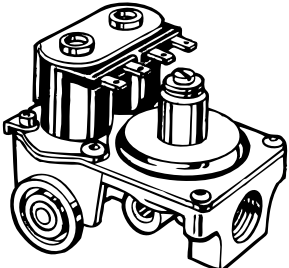


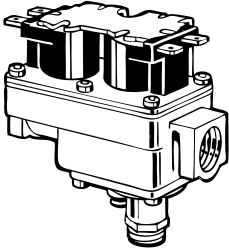
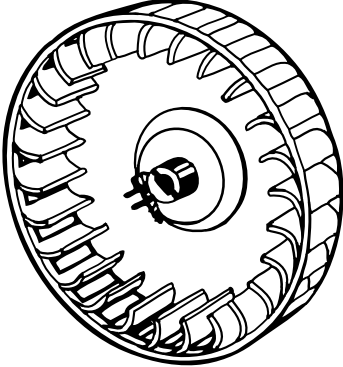
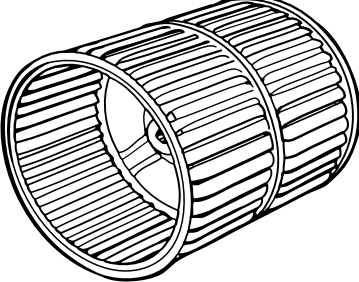
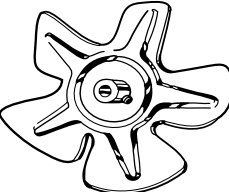
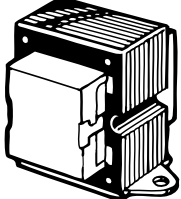


### COOKING APPLIANCES


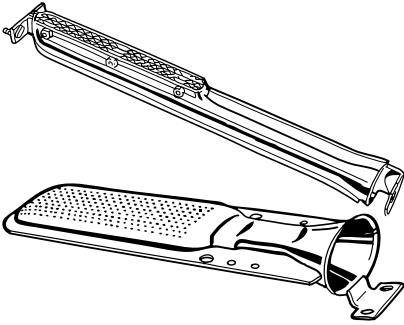







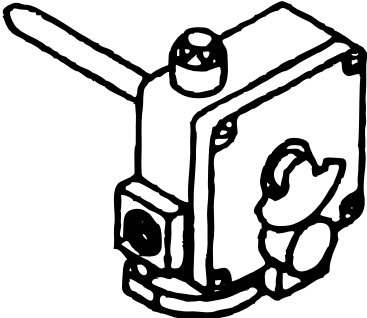

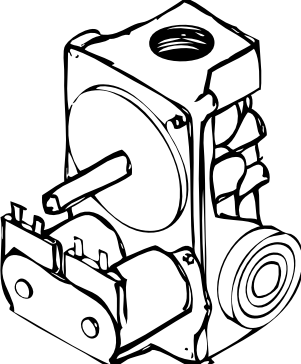
ILLUSTRATED ITEM	DESCRIPTION	PART NO.
	<b>FAN CONTROL MODULE BOARD WIRING KIT</b>	
	<b>To Convert Non-Fan Control Module Board Furnace</b> (Module board not included with kit. Order 521099 module board separately.)	
	SF-20/25/30/35/42; SF-20/25/30/35/42F	520832
	NT-24/30/34SP; NT-40	520839
NT-12/16//20S; NT-12/16/20SE	520840	
P40	521052	
<b>IGNITION CONTROL MODULE (FAN CONTROL 3 Try)</b>		
LOCAL FLAME SENSE 12 VDC	521099	
DUAL CONTROL BOARD - SHD-2542 ONLY	232806	
	<b>IGNITION CONTROL MODULE FAN CONTROL 24VAC</b>	
REMOTE FLAME SENSE 24 VAC - P-30S; P-40; N-30M	520947	
	<b>LIMIT SWITCH</b>	
	NT-12/16/20S	230621
	NT-12/16 SE	230635
	NT-20SE	230849
	NT-24SP	231626
	NT-30SP	231244
	NT-34SP; NT-24/30/34 M/S; P-30S	230496
	NT-35K	231227
	NT-20S; NT-20S-TC (Above Serial No. 093800203); NT-20SQ	233022
	NT-16S (Above Serial No. 093900001); NT-16SQ	233021
	NT-16SE (Above Serial No. 094100427); NT-20SE (Above Serial No. 094000057) NT-16/20SEQ	233020
	SF-20/20F (Above Serial No. 921403895); SF-20Q/20FQ ID Color Code Dot (Red)	232503
	SF-25/30/35; SF-25/30/35F (Below Serial No. 921403896)	231630
	SF-25/30/35; SF-25/30/35F (Above Serial No. 921403895); SF-25/30/35Q; SF-25/30/35FQ ID Color Code Dot (Green)	232504
	SF-42/42F (Above Serial No. 921403895); SF-42Q/42FQ ID Color Code Dot (Blue)	232505
	SFV-20/20F; 25/25F; 30/30F; 35/35F SFV-20Q/20FQ; 25Q/25FQ; 30Q/30FQ; 35Q/35FQ ID Color Code Dot (Orange)	232888
	SFV-42/42F ID Color Code Dot (Blue)	232505
	SH-35/35F ID Color Code Dot (Green)	232504
	SH42/42F ID Color Code Dot (Black)	232735
	SHD2542 / SHD2542Q ID Color Code Dot (Blue)	232505
NT-40	231807	
DD-17DSI	231768	
DD-17DSIW	232389	
P-40	230825	

ILLUSTRATED ITEM	DESCRIPTION	PART NO.
	<p><b>ELECTRODE</b></p> <p>NT-12/16/20S; NT-12/20SE; NT-16SE (Above Serial No. 000303844)</p> <p>NT 16/20SQ/SEQ</p> <p>NT-16SE (Below Serial No. 000303844)</p> <p>NT-24/30/34S/SP; NT-40 (Above Serial No. 920500001)</p> <p>P-30S; P-40; NT-40</p> <p>NT-24/30/34S/SP (Below Serial No. 920500001)</p> <p>DD-17DSI; DD-17DSIW (Above Serial No. 042111218)</p>	<p>231931</p> <p>231931</p> <p>231932</p> <p>231933</p> <p>230956</p> <p>230956</p> <p>232784</p>
	<p><b>ELECTRODE AND WIRE ASSEMBLY</b></p> <p>SF-20/25/30/35/42; SF-20/25/30/35/42F (Above Serial No. 934701426)</p> <p>SF-20/25/30/35/42Q; SF-20/25/30/35/42FQ</p> <p>SHD2542 / SHD2542Q</p> <p><b>ELECTRODE WIRE</b></p> <p>NT MODELS &amp; P MODELS</p> <p>DD-17DSI</p>	<p>232286</p> <p>232286</p> <p>231261</p> <p>N/A</p>
	<p><b>SAIL SWITCH</b></p> <p>NT-12/16/20 S/SE</p> <p>NT-16/20 SQ/SEQ</p> <p>NT-24 M/S/SP</p> <p>NT-30/34 M/S/SP; NT-25/30/35 K; P-30S; SF-20/25/30/35; SF-20/25/30/35F; SF-42/42F (Below Serial No. 924201894)</p> <p>SF-20/25/30/35/42; SF-20/25/30/35/42F; SH-42/42F</p> <p>SF-20/25/30/35/42Q; SF-20/25/30/35/42FQ</p> <p>SH-35/35F</p> <p>SHD2542</p> <p>NT-40</p> <p>P-40S</p> <p>DD-17DSI</p> <p>DD-17DSIW</p>	<p>233100</p> <p>233100</p> <p>230510</p> <p>230509</p> <p>232261</p> <p>233070</p> <p>232868</p> <p>232279</p> <p>233070</p> <p>231930</p> <p>N/A</p>
	<p><b>MOTOR 120 VAC</b></p> <p>P-30S; N-30M</p> <p>P-30S (Above Serial No. 061407272)</p> <p>P-40</p> <p><b>MOTOR CAPACITOR 7.5 UF</b></p> <p>P-40S</p>	<p>520908</p> <p>521018</p> <p>232846</p> <p>520837</p>
<p><b>PICTURE NOT AVAILABLE</b></p>	<p><b>DELAY RELAY KIT</b></p> <p>NT-12/16/20 S/SE; NT-25/30/35; SF-20/25/30/35/42; SF-20/25/30/35/42F</p> <p>NT-24/30/34 S/SP; NT-40</p> <p>NT-24/30/34 S ONLY (Above Serial No. 1600851)</p>	<p>521069</p> <p>521069</p> <p>521069</p>

ILLUSTRATED ITEM	DESCRIPTION	PART NO.
	<b>MOTOR 12 VDC</b>	
	NT-12S/SE; NT-16SE	520949
	NT16SE (Above Serial No. 000303844)	520950
	NT-16/20S; NT-20SE	520950
	NT-16/20SQ	521067
	NT-16/20SEQ	521068
	NT-24 M/S/SP	231206
	NT-30 M/S/SP	231207
	NT-34 M/S/SP; NT-40	231208
	SF-20/25/30; SF-20/25/30F (2 1/2 Inch Motor)	233101
	SF-35/35F (2 1/2 Inch Motor)	233102
	SF-42/42F (2 1/2 Inch Motor)	233103
	SF-20; SF-20F (3 Inch Motor) (Above Serial No. 012205202)	232682
	SF-25; SF-25F (3 Inch Motor) (Above Serial No. 012106952)	232682
	SF-30; SF-30F (3 Inch Motor) (Above Serial No. 012003742)	232682
	SF-35; SF-35F (3 Inch Motor) (Above Serial No. 012003642)	232684
	SF-42; SF-42F (3 Inch Motor) (Above Serial No. 012305199)	232683
	SH-35/35F	232727
	SH-42/42F	232726
	SHD2542; SHD2542Q	232850
SF 20Q/20FQ; 25Q/25FQ; 30Q/30FQ	233004	
SF 35Q/35FQ	233042	
SF 42Q/42FQ	233043	
DD-17DSI; DD-17DSIW	231916	
<p><b>PICTURE NOT AVAILABLE</b></p>	<b>GASKET BURNER ACCESS DOOR WITH ELECTRODE GASKET</b> NT 12/16/20 S/SE; NT 24/30/34 M/S/SP; NT 40; P30; P40	071076
	<b>GASKET BURNER ACCESS COVER</b> SF-20/25/30/35/42; SF-20/25/30/35/42F, SH35/42, SH35/42F, SHD2542 SF-20/25/30/35/42; SF-20/25/30/35/42F, SH35/42, SH35/42F, SHD2542 (Above Serial No. 094101431); SF-20/25/30/35/42Q; SF-20/25/30/35/42FQ; SHD 2542Q	070811 071263
	<b>GASKET KIT COMPLETE</b> NT 24/30/34 SP; NT 40; P30S; P40	520797
<p><b>PICTURE NOT AVAILABLE</b></p>	<b>DUCT COVER</b>	050733
	<b>DUCT COLLAR 4"</b>	050715
	<b>GAS VALVE 12 VDC</b> SF-20/25/30/35/42; SF-20/25/30/35/42F (Below Serial No. 921403846) SF-20/25/30/35/42; SF-20/25/30/35/42F (Above Serial No. 971303163); SF-20/25/30/35/42Q; SF-20/25/30/35/42FQ SHD-2542; SHD-2542Q DD-17DSI; DD17DSIW	161133 161122 161192 161071



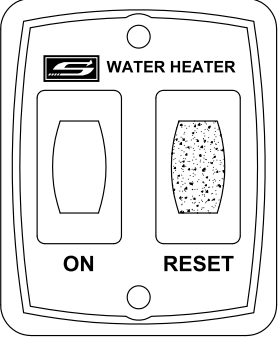



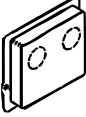

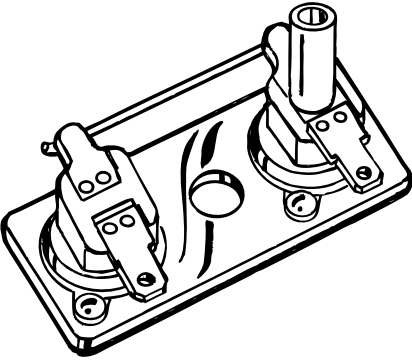
ILLUSTRATED ITEM	DESCRIPTION	PART NO.
	<b>GAS VALVE 24 V.A.C.</b>	
	P-30S; N-30M	161131
	P-40	161132
	<b>GAS VALVE 12 V.D.C.</b>	
	NT-12/16/20 S/SE; NT 16/20SQ/SEQ NT-24/30/34 S/SP; NT-25/30/35K; NT-40	161123
	NT-24/30/34M (Above Serial No. 1356773)	161123
	<b>COMBUSTION AIR WHEEL - NT-12/16/20 S/SE</b>	350082
	NT16/20 SQ/SEQ	350208
	NT-24/30/34 SP; P-30S; NT-40	350110
	P-40S	350124
	SF-20/20F; SF20Q/20FQ	350211
	SF-25/30/35; SF-25/30/35F; SF-25/30/35Q; SF-25/30/35FQ	350184
	SF-42/42F, SF-42Q/42FQ, SHD2542	350183
	SH-35/42; SH-35F/42F	350199
	DD-17DSI; DD-17DSIW	350126
	<b>ROOM AIR WHEEL</b>	
	NT-24/30/34 M/S/SP; P-30S	350113
	NT-40	350098
	P-40	350086
	SF-20/25/30/35/42; SF-20/25/30/35/42F, SDH2542	350129
	SF-20/25/30/35/42Q; SF-20/25/30/35/42FQ, SHD2542Q	350206
	SH-35/42; SH-35/42F	350198
	<b>ROOM AIR IMPELLER</b>	
	NT-12/16/20 S/SE	350083
	NT-16/20 SQ/SEQ	350207
	DD-17DSI; DD-17DSIW	350125
	<b>TRANSFORMER 24 V.A.C.</b>	
	P-30S	520944
	P-40	520944
	<b>FAN SWITCH</b>	
	NT-24//30/34 M/S (Below Serial No. 1600851)	230575
	<b>THERMOSTAT</b>	
	All Models - WHITE	161154
	All Models - BLACK	161210
	SHD 25/42	161202

ILLUSTRATED ITEM	DESCRIPTION	PART NO.		
	<p><b>BURNER ORIFICE</b></p> <p>NT-12S/SE #60</p> <p>NT-16S/SE; NT-16SQ/SEQ #56</p> <p>NT-20S/SE; NT-20SQ/SEQ #3/64</p> <p>NT-24 M/S/SP; NT-25K #54</p> <p>NT-30 M/S/SP; SF-30/30F; P-30S; NT-30K #52</p> <p>NT-34 M/S/SP; NT-35K; SF-35/35F #51</p> <p>SF-20/20F #55</p> <p>SF-42/42F; NT-40; P-40 #49</p> <p>P-40S (Nat. Only) #30</p> <p>DD-17DSI; DD-17DSIW #56</p>	<p>180225</p> <p>180224</p> <p>180231</p> <p>180215</p> <p>180214</p> <p>180222</p> <p>180188</p> <p>180216</p> <p>180259</p> <p>N/A</p>		
	<p><b>ORIFICE METRIC THREADS</b></p> <p>SF-20/20F (Above Serial No. 021206467); SF-20Q/20FQ #55</p> <p>SF-25/25F (Above Serial No. 021206467); SF-25Q/25FQ #53</p> <p>SF-30/30F (Above Serial No. 021206467); SF-30Q/30FQ #52</p> <p>SF-35/35F (Above Serial No. 021206467); SH-35/35F; SF-35Q/35FQ #51</p> <p>SF-42/42F (Above Serial No. 021206467); SH-42/42F, SHD2542; SF-42Q/42FQ #50</p> <p>DD17DSI/DSIW (Above Serial No. 041407330) #50</p>	<p>180305</p> <p>180306</p> <p>180307</p> <p>180308</p> <p>180309</p> <p>180310</p>		
		<p><b>BURNER ASSEMBLY</b></p> <p>NT-12/16/20S; NT-12/20SE; NT-16/20 SQ/SEQ</p> <p>NT16SE (Above Serial No. 000303844)</p> <p>NT-24/30/34 S/SP; P-30S</p> <p>NT-40</p> <p>P-40S</p> <p>SF-20/20F, SF-20Q/20FQ</p> <p>SF-25/25F, SF-25Q/25FQ</p> <p>SF-30/30F (Above Serial No. 012003742); SF-30Q/30FQ</p> <p>SF-35/35F (Above Serial No. 012003642); SF-35Q/35FQ</p> <p>SF-42/42F, SF-42Q/42FQ; SH-42/42F, SHD2542</p> <p>DD-17DSI; DD-17DSIW</p> <p>DD-17DSI; DD-17DSIW (Above Serial No. 042111218)</p>	<p>010978</p> <p>010978</p> <p>010701</p> <p>010702</p> <p>010702</p> <p>010767</p> <p>010762</p> <p>010865</p> <p>010865</p> <p>010799</p> <p>010763</p> <p>010886</p>	
		<p><b>ON/OFF SWITCH</b></p> <p>SF-20/25/30/35/42; SF-20/25/30/35/42Q</p> <p>SF-20/25/30/35/42F; SF-20/25/30/35/42FQ</p> <p>SH-35/42</p> <p>SH-35F/42F</p> <p>SHD-2542; SHD-2542Q</p> <p>NT-12/16/20 S/SE; NT-16/20 SQ/SEQ</p>	<p>232351</p> <p>232351</p> <p>232351</p> <p>232351</p> <p>232351</p> <p>232351</p>	
		<p><b>PICTURE NOT AVAILABLE</b></p>		

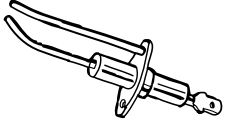
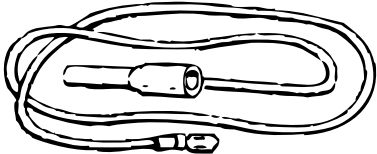
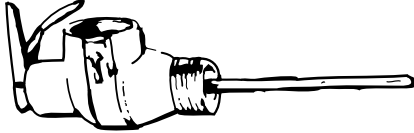

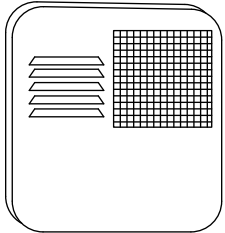
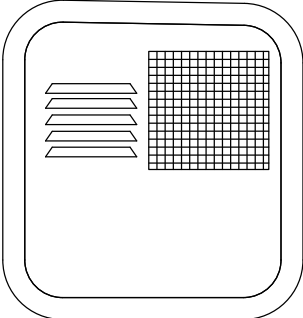
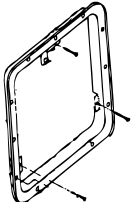
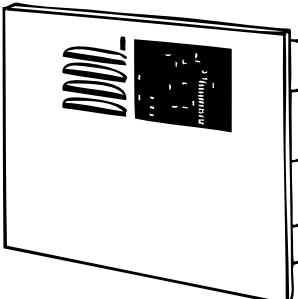
ILLUSTRATED ITEM	DESCRIPTION	PART NO.
	<b>ANODE ROD</b> (MAGNESIUM STANDARD)	232767
	<b>ANODE ROD</b> (ALUMINUM) OPTIONAL	232768
	<b>ELECTRIC ELEMENT SW12/16 DE/DEM</b> <b>SW6DE/DEM</b> (Above Serial Number 115103837) <b>SW10DE/DEM</b> (Above Serial Number 115101002) WITH GASKET / SCREW IN	520900
	<b>ELEMENT COVER</b>	090445
	<b>GASKET ELEMENT COVER</b>	070988
	<b>SWITCH ELECTRIC ELEMENT - (SHOWN)</b>	232259
	<b>DEL MODEL RELAY - (NOT SHOWN)</b>	232948
	<b>THERMOSTAT GAS CONTROL (FOR SW10P MODELS)</b> 3/8" NPT INLET • 3/8" INVERTED FLARE	N/A
	<b>THERMOSTAT GAS CONTROL (FOR SW10P MODELS)</b> 3/8" NPT INLET • 1/4" LOXIT OUTLET (Above Serial No. 95360121)	161111
	<b>THERMOSTAT GAS CONTROL (FOR SW6P MODELS)</b> 3/8" NPT INLET • 1/4" LOXIT OUTLET (Above Serial No. 962802561)	161111
	<b>THERMOSTAT GAS CONTROL - 3/8" INVERTED FLARE</b>	160922
	<b>THERMOSTAT GAS CONTROL - 3/8" NPT</b> SW6P & SW6PE MODELS ONLY (Serial No. 934800777 - 95340118)	161101
	<b>THERMOSTAT GAS CONTROL - 3/8" NPT INLET 1/4" LOXIT - OUTLET</b> SW3P, SW6P, SW6PR, SW6PER (Above Serial No. 95340118)	161112
	<b>GAS VALVE FOR DIRECT SPARK IGNITION</b> 3/8" NPT INLET • 3/8" NPT OUTLET	161071
	<b>GAS VALVE FOR DIRECT SPARK IGNITION</b> 3/8" NPT INLET • 1/4" LOXIT OUTLET 6 GAL. MODELS (Above Serial No. 953401118) 10 GAL. MODELS (Above Serial No. 953601021) 12 GAL. MODELS 16 GAL. MODELS	161109 161109 161109 161109
	SW16V / VE MODELS (120 VAC) GAS VALVE	161216

# RV WATER HEATERS

Factory Replacement Parts


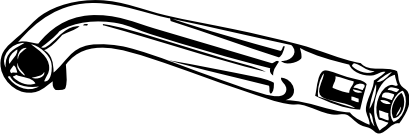
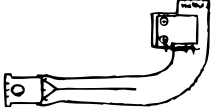
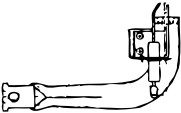

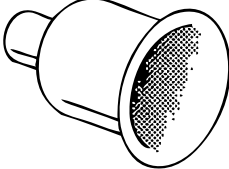

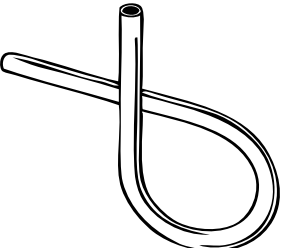
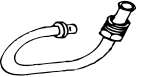
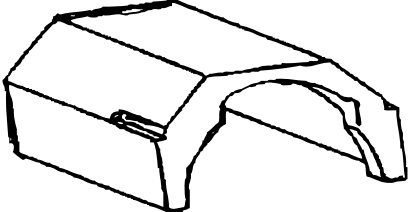
ILLUSTRATED ITEM	DESCRIPTION	PART NO.
	<b>IGNITION CONTROL MODULE SW16V/VE</b>	520993
	SW6/10/12/16 D/DE/DEL/DEM	520814
	COVER NOT INCLUDED (Above Serial No. 953900766)	
	<b>COVER, MODULE BOARD FOR 520814</b> Above Serial No. 953900766	090487
	<b>SWITCH &amp; LIGHT ASSEMBLY - SHOWN</b>  BLACK CREAM WHITE	232229 232795 232589
	<b>DEL MODEL SWITCH - NOT SHOWN</b>  BLACK CREAM WHITE STD	233111 232881 232882
	<b>PILOT BURNER ASSEMBLY</b>  INCLUDES: PILOT BURNER THERMOCOUPLE PILOT TUBE WITH FITTING	161156
	<b>GROMMET/GAS INLET</b>	070989
	<b>GROMMET/THERMOSTAT COVER PLUG</b>	070874
	<b>COVER THERMOSTAT/LIMIT WITH GROMMETS</b>	090562
	<b>GASKET THERMOSTAT COVER</b>	070987
	<b>THERMOSTAT/LIMIT - DSI (12 VOLT)</b>  OPTIONAL - 120° (ID #3213) (Not Available. Use #232282) STANDARD - 130° (ID #2116) (ID #312154) OPTIONAL - 140° (ID #2476) (ID #312152)	232282 232319
	<b>THERMOSTAT/LIMIT</b> ELECTRIC (120 VOLT)	520788
	<b>THERMOSTAT/LIMIT - ELECTRIC</b>  120 VOLT (After Serial #940900091) OPTIONAL - 120° (ID #3212) (Not Available. Use #232306) STANDARD - 130° (ID #2306) (ID #312155) OPTIONAL - 140° (ID #2475) (ID #312153)	232306 232317

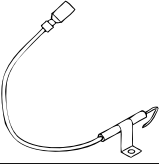




ILLUSTRATED ITEM	DESCRIPTION	PART NO.
	ELECTRODE ASSEMBLY (2 PRONG)	232258
	ELECTRODE WIRE FOR "DM" OR "DEM" MODELS	232313
	ELECTRODE WIRE - STANDARD "D" MODELS	232456
	PRESSURE RELIEF VALVE 3/4" NPT	161230
	DOOR HINGE	150117
<b>PICTURE NOT AVAILABLE</b>	DOOR LATCH (WHITE)	150079
	DOOR LATCH (BLACK)	150160
	DOOR, SW MODEL - 6 GALLON RADIUS CORNER COLONIAL WHITE POLAR WHITE BLACK	6261ACW 6261APW 6261AEB
	DOOR, SW MODEL, FLUSH MOUNT - 6 GALLON COLONIAL WHITE POLAR WHITE BLACK	6255ACW 6255APW 6255AEB
	DOOR, SW MODEL, FLUSH MOUNT - 10 GALLON COLONIAL WHITE POLAR WHITE BLACK	6259ACW 6259APW 6259AEB
	KIT - INSTALL EXISTING V MODEL RADIUS CORNER DOOR TO SW6 GALLON WATER HEATER (Includes Door Hinge)	520781
	<b>6 GALLON ALUMINUM TANK WATER HEATER REPLACEMENT KIT</b> <i>Includes: 520781 FLANGE KIT, 2 Filler Flanges and Door</i>	
	Colonial White Polar White	520787 520818

# RV WATER HEATERS

Factory Replacement Parts

ILLUSTRATED ITEM	DESCRIPTION	PART NO.
	<b>1/4" LOXIT NUT</b> 6 GALLON MODELS (Above Serial No. 953401118) 10 GALLON MODELS (Above Serial No. 953601021)	171463
	<b>BURNER ASSEMBLY WITH ORIFICE</b> ALL 3 or 4 GALLON MODELS (Above Serial No. 953602451)	010844
	ALL 6 GALLON MODELS (Above Serial No. 953401118) ALL 10 GALLON MODELS (Above Serial No. 953601021) ALL 12/16 GALLON MODELS	010843
	<b>BURNER WITH AIR SHUTTER</b> BURNER SUPPORT BRACKET PILOT BRACKET	010803
	<b>BURNER ASSEMBLY WITH AIR SHUTTER &amp; ELECTRODE</b> DSI MODELS ONLY	MUST BUY 010803 & 232258
	<b>BURNER ORIFICE #61</b>	180260
	<b>ORIFICE, CUP #62 (180298)</b>	010844
	<b>ORDER 010843 BURNER WITH ORIFICE - SW6, SW10 MODELS</b> <b>ORDER 010844 BURNER WITH ORIFICE - SW3, SW4 MODELS</b>	
	<b>BURNER BRACKET ASSEMBLY</b> 6 GAL. MODELS (Above Serial No. 953401118) 10 GAL. MODELS (Above Serial No. 953601021) 12/16 GAL. MODELS 6 GAL. MODELS (Above Serial No. 031900755) 10 GAL. MODELS (Above Serial No. 031502910)	063244 063244 063444 063444 063444
	<b>MANIFOLD OUTLET - DSI</b> SW6D, SW10D MODELS (Above Serial No. 953401118); SW 12/16	171420
	<b>MANIFOLD OUTLET - PILOT</b> SW3P, SW6P MODELS (Above Serial No. 953401118)	171421
	<b>MANIFOLD OUTLET - PILOT</b> SW10 MODELS (Above Serial No. 953601021)	171422
	<b>MANIFOLD OUTLET WITH ORIFICE/PILOT</b>	N/A
	<b>FOAM JACKET AND BANDING KIT</b> SW3P / SW4P SW10 SW6 SW12 SW16	520867 520869 520868 520960 520961

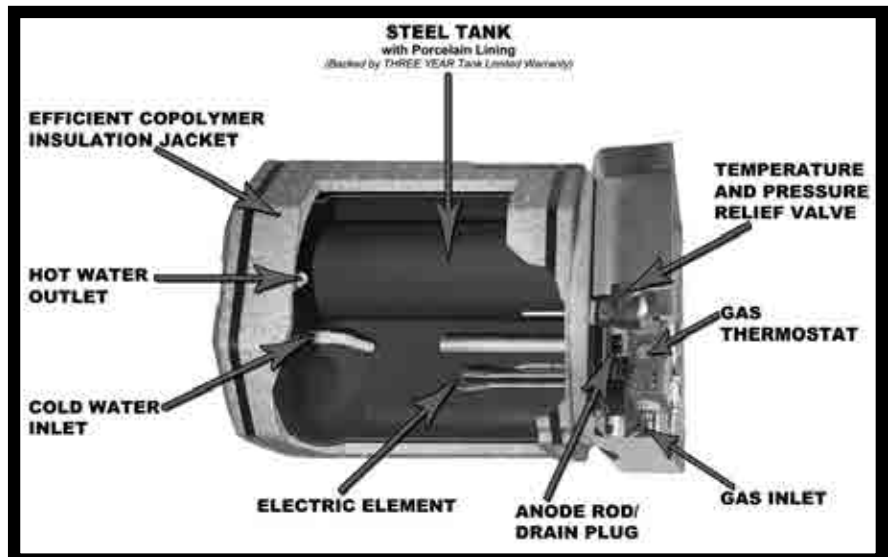
ILLUSTRATED ITEM	DESCRIPTION	PART NO.
PICTURE NOT AVAILABLE	<b>REIGNITOR KIT COMPLETE</b> Below Serial No. 953401118 Serial No.'s 953401118 thru 991801501 Above Serial No. 991801501	520773 520790 520821
	<b>REIGNITOR CONTROL ONLY</b> ALL MODELS	232720
	<b>REIGNITOR ELECTRODE AND WIRE</b> Below Serial No. 953401118 Serial No.'s 953401118 thru 991801501 Above Serial No. 991801501	232260 232360 232602
	<b>WATER DIFFUSER - COLD -WHITE</b> 1 REQUIRED PER UNIT	171054
	<b>WATER DIFFUSER - HOT -BLACK</b> 1 REQUIRED PER UNIT	171509
	<b>30° NPT 3/8" X 3/8" FLARE ELBOW GAS INLET/PILOT</b> SW6 MODELS (Above Serial No. 934800777)	171394
	<b>40° NPT 3/8" X 3/8" FLARE ELBOW GAS INLET/PILOT</b> SW10P, PE, PER MODELS	171393
	<b>ELBOW GAS INLET/DSI</b>	170374

### SUBURBAN WATER HEATER GLOSSARY:

- P: Pilot Gas Heating Only
- PR: Pilot Gas heating with 12 Volt DC Pilot Re-igniter
- PE: Pilot Gas Heating with 120 Volt AC Heating Element
- PER: Pilot Gas Heating with 12 Volt DC Pilot Re-igniter and 120 Volt AC Heating Element
- D: 12 Volt DC Direct Spark Ignition Gas Heating Only
- DE: 12 Volt DC Direct Spark Ignition Gas Heating and 120 Volt AC Heating Element
- DEL: 12 Volt DC Direct Spark Ignition Gas Heating and 120 Volt AC Heating Element with 12 Volt Relay for Interior Operation of Electric Heating System.
- DEM: 12 Volt DC Direct Spark Ignition Gas Heating and 120 Volt AC Heating Element and Motor Aid Heat Exchanger \*(Motor Home Only)
- V: 120 Volt DC Direct Spark Ignition Heating Only
- VE: 120 Volt DC Direct Spark Ignition Heating Only and 120 Volt AC Heating Element

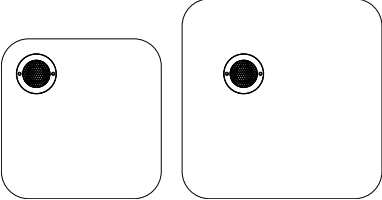
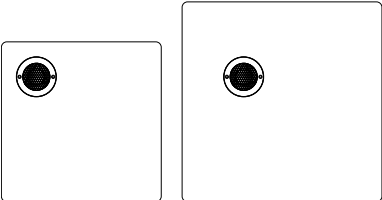
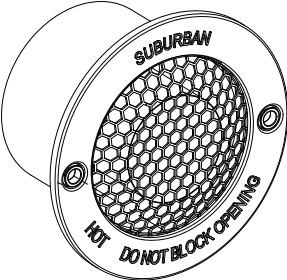
### CAPACITY SIZES:

- 4 Gallons
- 6 Gallons
- 10 Gallons
- 12 Gallons
- 16 Gallons

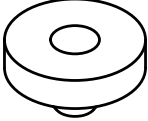






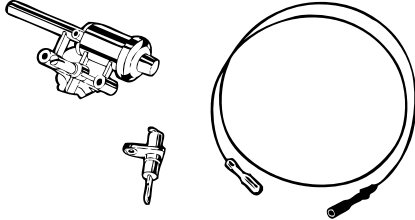
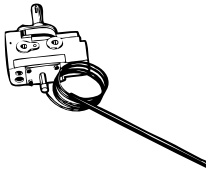

# IW60 ON DEMAND WATER HEATER Factory Replacement Parts

ILLUSTRATED ITEM	DESCRIPTION	PART NO.
PICTURE NOT AVAILABLE	GASKET VENT CAP FLUE	071986
PICTURE NOT AVAILABLE	GASKET RUBBER 1/2	071981
PICTURE NOT AVAILABLE	FITTING WATER OUTLET	172013
PICTURE NOT AVAILABLE	FITTING GAS INLET	172018
PICTURE NOT AVAILABLE	GASKET RUBBER 3/4	071982
PICTURE NOT AVAILABLE	GAS VALVE	161248
PICTURE NOT AVAILABLE	DRAIN FREEZE PROTECTION	172020
PICTURE NOT AVAILABLE	FITTING INLET 4 WAY JOINT	172021
PICTURE NOT AVAILABLE	PRESSURE RELIEF VALVE	161250
PICTURE NOT AVAILABLE	PRESSURE SWITCH	233229
PICTURE NOT AVAILABLE	BLOWER ASSEMBLY	391127
PICTURE NOT AVAILABLE	SENSOR OVERHEAT	233231
PICTURE NOT AVAILABLE	LIMIT SWITCH	233253
PICTURE NOT AVAILABLE	TEMPERATURE PROBE	233235
PICTURE NOT AVAILABLE	GROMMET LIMIT SWITCH	071996

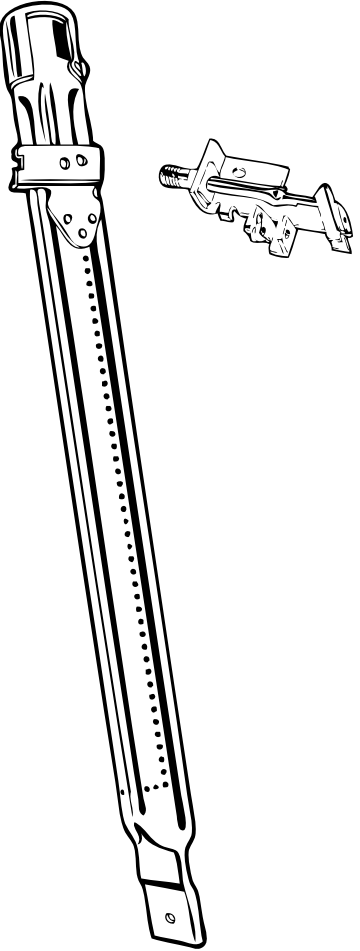
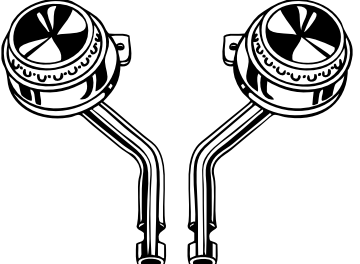
ILLUSTRATED ITEM	DESCRIPTION	PART NO.
<b>PICTURE NOT AVAILABLE</b>	ELECTRODE/FLAME PROBE ASSEMBLY	233245
<b>PICTURE NOT AVAILABLE</b>	REGULATOR TWO STAGE	161249
<b>PICTURE NOT AVAILABLE</b>	GASKET SEALING RING	071991
<b>PICTURE NOT AVAILABLE</b>	GAS INLET PIPE	172002
<b>PICTURE NOT AVAILABLE</b>	DRAIN VALVE SHUT OFF	172022
<b>PICTURE NOT AVAILABLE</b>	MODULE BOARD IW60	521135
<b>PICTURE NOT AVAILABLE</b>	MODULE BOARD IW60 FAN BLOWER	521136
<b>PICTURE NOT AVAILABLE</b>	FLOW SENSOR	233237
	SUBURBAN 6 GALLON ACCESS PANEL (POLAR WHITE)	6271APW
	SUBURBAN 10 GALLON ACCESS PANEL (POLAR WHITE)	6272APW
	6 GALLON ALUMINUM TANK WATER HEATER ACCESS PANEL (POLAR WHITE)	521126
	10 GALLON ALUMINUM TANK WATER HEATER ACCESS PANEL (POLAR WHITE)	521132
	VENT CAP - IW60	
	0-1 INCH	260593
	1-2 INCH	260594
2-3 INCH	260595	

# RV COOKING APPLIANCES Factory Replacement Parts

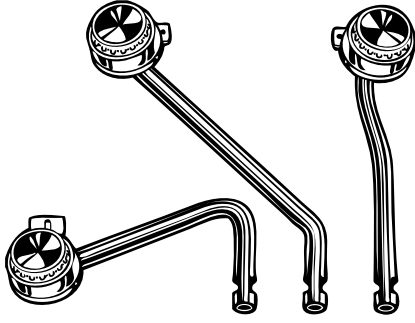
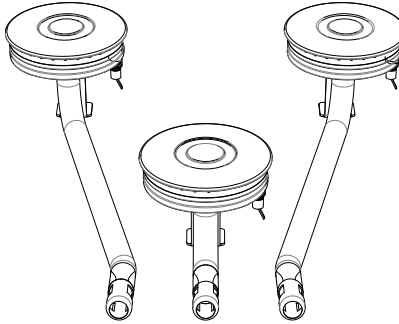
ILLUSTRATED ITEM	DESCRIPTION	PART NO.
	<b>GRATE GROMMET</b>	
	SRNA3/SCNA3; SRSA3/SCSA3; SRN3/SCN3; SRS3/SCS3 SR3/SC3	071129 071087
	<b>KNOB - BURNER</b>	N/A
	SD2-3 SDN2-3	140245
  <p data-bbox="142 926 383 972">SRN3, SRS3, SCN3 and SCS3 Knobs Shown</p>  <p data-bbox="123 1581 402 1606">SR3 and SC3 Knobs Shown</p>	<b>KNOB - OVEN - THERMOSTAT</b>	
	SR3 (Above Serial No. 995205037)	140224
	<b>KNOB - OVEN - THERMOSTAT</b>	
	<b>BLACK</b>	
	SRN3; SRS3	140232
	SRNA3; SRSA3 (BSI)	140248
	SRNA3; SRSA3 (BSI) (Above Serial No. 092904956) - See Notes, PG 19	140255
	SRNA3; SRSA3 (SABAF)	140241
SRNA3 (COPRECI)	140257	
<b>WHITE</b>		
SRN3; SRS3	140236	
SRNA3; SRSA3 (BSI)	140249	
SRNA3; SRSA3 (BSI) (Above Serial No. 092904956) - See Notes, PG 19	140256	
SRNA3; SRSA3 (SABAF)	140242	
<b>KNOB - OVEN - THERMOSTAT</b>		
SRSA3LGGG / SRSA3LGGSV	140241	
<b>KNOB - PIEZO</b>		
SRN3/SCN3;SRS3/SCS3;SRNA3/SCNA3;SRSA3/SCSA3 (Black)	140229	
SRN3/SCN3;SRS3/SCS3;SRNA3/SCNA3;SRSA3/SCSA3 (White)	140238	
<b>KNOB - FRONT BURNER</b>		
SR3 - SC3	140220	
<b>KNOB - TOP BURNER</b>		
SRN(S)3/SC(S)3 (Black)	140230	
SRN(S)3/SC(S)3 (White)	140237	
<b>KNOB - TOP BURNER - (SEE NOTES on pg 19)</b>		
SCNA3/SCSA3; SRNA3, SRSA3 (Black - BSI OR COPRECI)	140230	
SCNA3/SCSA3; SRNA3, SRSA3 (White - BSI)	140237	
SCNA3/SCSA3; SRNA3, SRSA3 (Black - SABAF)	140240	
SCNA3/SCSA3; SRNA3, SRSA3 (White - SABAF)	140243	
<b>PICTURE NOT AVAILABLE</b>	<b>KNOB - ELECTRIC ELEMENT</b>	
	SRSA3LGGG/SRSA3LGGSV; SCS3GS/SCS3GSV (Ceran® Glass Tops)	140247

ILLUSTRATED ITEM	DESCRIPTION	PART NO.
<b>PICTURE NOT AVAILABLE</b>	<b>SWITCH - ELECTRIC ELEMENT</b> SRSA3LGGS/SRSA3LGGSV; SCS3GS/SCS3GSV (Ceran® Glass Tops)	232932
	<b>PIEZO</b> SRN3/SCN3;SRS3/SCS3; SRNA3; SRSA3	161176
	<b>ELECTRODE - TOP BURNER</b> SI SRNA / SRSA - (Mueller) SRSA3LGGS(V) (Ceran® Glass Tops)	521106 232577 232927
	<b>ELECTRODE - OVEN BURNER</b> SRSA3LGGS / SRSA3LGGSV  <b>WIRE PIEZO</b> SR3-SC3 SRN-SRNA LEFT REAR SRN-SRNA RIGHT REAR SRN-SRNA CENTER SRSA / SCS3 / SCN3	232947
232494		
232766		
232772		
232771		
<b>PICTURE NOT AVAILABLE</b>	<b>SPARK IGNITER</b> SRSA3LGGS/SRSA3LGGSV; SCS3GS/SCS3GSV (Ceran® Glass Tops) (2-WIRE) (3-WIRE) (4-WIRE) SRNA3LPSS, SRSA3LPSS	232944 232945 232946
	<b>THERMOSTAT - OVEN - (SEE NOTES on pg 19)</b> SRNA Thermostat-Oven; SRSA3LGGS/SRSA3LGGSV (SABAF)	161188
	<b>SEALED BURNER WITH PIEZO</b> SRSA3 / SCSA3 / SRS3 / SCS3, LOW PROFILE SEALED BURNER (SI) SEE ADDITIONAL NOTES PAGE 20 SRSA3 / SCSA3 / SRS3 / SCS3 (BSI)	011012 010874
<b>PICTURE NOT AVAILABLE</b>	<b>ELECTRIC ELEMENT</b> SRSA3LGGSV; SCS3GSV (Ceran® Glass Tops)	232931

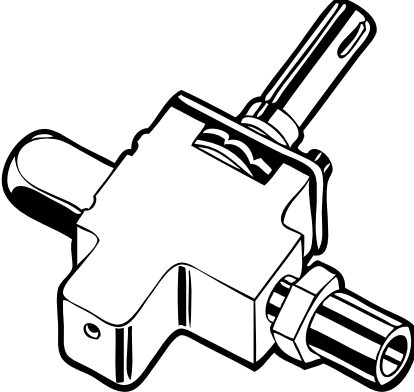
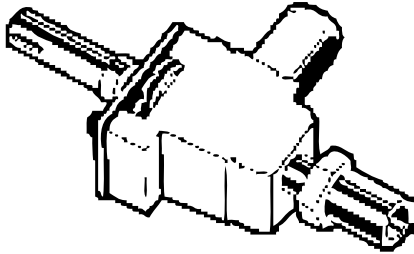
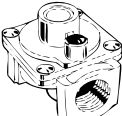
# RV COOKING APPLIANCES Factory Replacement Parts



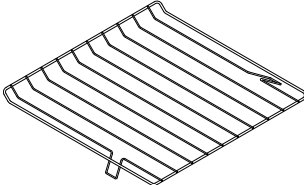

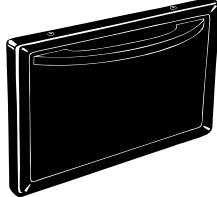
ILLUSTRATED ITEM	DESCRIPTION	PART NO.
	<b>BURNER - OVEN - (SEE NOTES on pg 19)</b>	
	SR3 (Below Serial No. 995205037)	010839
	SR3 (Above Serial No. 995205037)	010856
	SRNA3; SRSA3 (SABAF)	010975
	SRNA3; SRSA3 (BSI)	010994
	SRN3; SRS3	010866
	SRSA3LGGS / SRSA3LGGSV	
	MATCH	010975
	SPARK	010976
	<b>BURNER - PILOT</b>	
SRN3; SRS3	161163	
SR3 (Below Serial No. 995205037)	161153	
SR3 (Above Serial No. 995205037)	161163	
SRNA3 (SABAF)	520939	
SRNA3 (BSI) - (Copreci)	161209	
<b>THERMOCOUPLE - (SEE NOTES on pg 19)</b>		
SRNA3 / SRSA3 (BSI - Copreci) Short Oven	161207	
SRNA3 / SRSA3 (BSI - Copreci) Long Oven	161217	
SRSA3 / SRSA3LGGS / SRSA3LGGSV (SABAF)	161187	
<b>PILOT / TUBING - (SEE NOTES on pg 19)</b>		
SRNA3 / SRSA3; SRSA3LGGS / SRSA3LGGSV (SABAF)	520939	
SRNA3 / SRSA3 (Copreci) LONG OVEN	171708	
SRNA3/SRSA3 (BSI) LONG OVEN	171708	
SRNA3 / SRSA3 (Copreci) SHORT OVEN	171707	
SRNA3/SRSA3 (BSI) SHORT OVEN	171707	
<p style="text-align: center;"><b>PICTURE NOT AVAILABLE</b></p>	<b>ORIFICE HOLDER WITH TUBING</b>	
	SRNA / SRSA (BSI) LONG OVEN	521090
	SRNA / SRSA (BSI) SHORT OVEN	521089
	SRNA / SRSA (COPRECI) LONG OVEN	521093
	SRNA / SRSA (COPRECI) SHORT OVEN	521092
	SRNA / SRSA; SRSA3LGGS / SRSA3LGGSV (SABAF)	
	SRNA / SRSA (SABAF) LONG OVEN	520941
	SRNA / SRSA (SABAF) SHORT OVEN	
	<b>BURNER - LEFT SIDE</b>	
	SD2 (Above Serial No. 995004184)	010828
	SDN2	010961
	<b>BURNER - RIGHT SIDE</b>	
	SD2 (Above Serial No. 995004184)	010827
	SDN2	010962




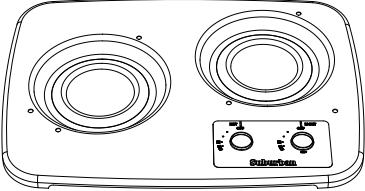
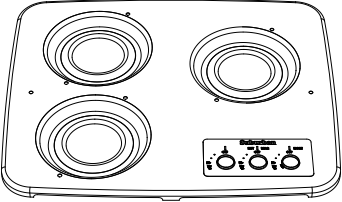
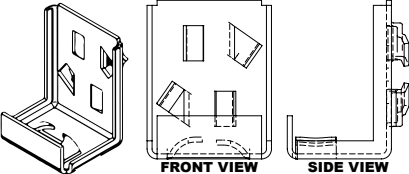
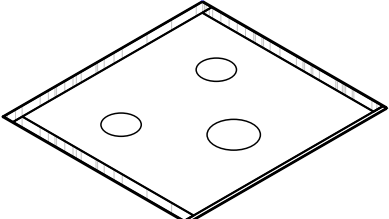
ILLUSTRATED ITEM	DESCRIPTION	PART NO.
	<b>BURNER - LEFT FRONT</b> SD3 (Above Serial No. 995004184) SDN3	010829 010964
	<b>BURNER - LEFT REAR</b> SD3 (Above Serial No. 995004184) SDN3	010831 010965
	<b>BURNER - RIGHT REAR</b> SD3 (Above Serial No. 995004184) SDN3	010830 010963
<p data-bbox="256 590 506 632">SEE ADDITIONAL NOTES ON BACK PAGE</p>  <p data-bbox="256 1373 506 1415">SEE ADDITIONAL NOTES ON BACK PAGE</p>	<b>CONVENTIONAL BURNER - LEFT REAR (MATCH)</b> SRN3/SCN3; SRNA3/SCNA3 (BSI) (CONTAINS ALL 3 BURNERS) SR3/SC3	521119 010840
	<b>CONVENTIONAL BURNER - LEFT REAR (PIEZO)</b> SRN3/SCN3; SRNA3/SCNA3 (BSI) (CONTAINS ALL 3 BURNERS) SR3 SRNA / SCNA3 (Mueller)	521119 010836 010899
	<b>CONVENTIONAL BURNER - CENTER (MATCH)</b> SRN3/SCN3; SRNA3/SCNA3 (BSI) (CONTAINS ALL 3 BURNERS) SR3/SC3	521119 010841
	<b>CONVENTIONAL BURNER - CENTER (PIEZO)</b> SRN3/SCN3; SRNA3/SCNA3 (BSI) (CONTAINS ALL 3 BURNERS) SR3 SRNA / SCNA3 (Mueller)	521119 010837 010895
	<b>CONVENTIONAL BURNER - RIGHT REAR (MATCH)</b> SRN3/SCN3; SRNA3/SCNA3 (BSI) (CONTAINS ALL 3 BURNERS) SR3/SC3	521119 010842
	<b>CONVENTIONAL BURNER - RIGHT REAR (PIEZO)</b> SRN3/SCN3; SRNA3/SCNA3 (BSI) (CONTAINS ALL 3 BURNERS) SR3 SRNA / SCNA3 (Mueller)	521119 010838 010897
<p data-bbox="201 1455 555 1476">SEE ADDITIONAL NOTES ON BACK PAGE</p> <p data-bbox="191 1541 565 1572">PICTURE NOT AVAILABLE</p> <p data-bbox="201 1646 555 1667">SEE ADDITIONAL NOTES ON BACK PAGE</p>	<b>LOW PROFILE BURNER - LEFT REAR (MATCH)</b> SRNA / SCNA3 (SI) - black cap	011010
	<b>LOW PROFILE BURNER - CENTER (MATCH)</b> SRNA / SCNA3 (SI) - black cap	011009
	<b>LOW PROFILE BURNER - RIGHT REAR (MATCH)</b> SRNA / SCNA3 (SI) - black cap	011008
<p data-bbox="201 1703 555 1724">SEE ADDITIONAL NOTES ON BACK PAGE</p> <p data-bbox="191 1789 565 1820">PICTURE NOT AVAILABLE</p> <p data-bbox="201 1894 555 1915">SEE ADDITIONAL NOTES ON BACK PAGE</p>	<b>LOW PROFILE BURNER - LEFT REAR (PIEZO)</b> SRNA / SCNA3 (SI) - black cap	011000
	<b>LOW PROFILE BURNER - CENTER (PIEZO)</b> SRNA / SCNA3 (SI) - black cap	010999
	<b>LOW PROFILE BURNER - RIGHT REAR (PIEZO)</b> SRNA / SCNA3 (SI) - black cap	010998

# RV COOKING APPLIANCES Factory Replacement Parts

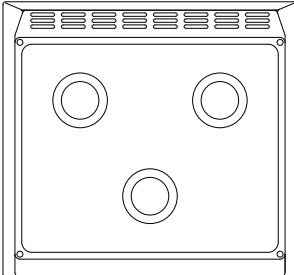
ILLUSTRATED ITEM	DESCRIPTION	PART NO.	
	<b>VALVE - BURNER</b> SD2 (Below Serial No. 995004184) SD2 (Above Serial No. 995004184) Must use Manifold Kit SDN2	161139 171550 161200	
	<b>VALVE - BURNER • RIGHT &amp; CENTER</b> SD3 (Below Serial No. 995004184) SD3 (Above Serial No. 995004184)	161141 N/A	
	<b>VALVE - BURNER • LEFT / FRONT LEFT REAR</b> SDN3	161201	
	<b>VALVE - BURNER • HIGH OUTPUT - LEFT SIDE</b> SD3 (Below Serial No. 995004184) SD3 (Above Serial No. 995004184) (MUST USE MANIFOLD KIT)	161151 171580	
	<b>VALVE - BURNER • RIGHT SIDE - HIGH OUTPUT</b> SDN3	161200	
		<b>VALVE - BURNER • LEFT &amp; RIGHT SIDES (SEE NOTES on pg 19)</b> SR3/SC3 (Below Serial No. 995205037) SR3/SC3 (Above Serial No. 995205037) SRN3/SCN3 SCNA3/SRNA3 (SABAF)	161148 161161 161177 161189
<b>VALVE - BURNER • SEALED TOP BURNERS</b> SRS3/SCS3 SRSA3 / SCS3G (SABAF)		161179 161194	
<b>VALVE - BURNER • CENTER HIGH OUTPUT (SEE NOTES on pg 19)</b> SR3/SC3 (Below Serial No. 995205037) SR3/SC3 (Above Serial No. 995205037) SRN3/SCN3 SRNA3/SCNA3 (SABAF)		161145 161160 161178 161190	
<p style="text-align: center;"><b>SEE NOTES ON PAGE 19</b></p> <p style="text-align: center;"><b>PICTURE NOT AVAILABLE</b></p> <p style="text-align: center;"><b>SEE NOTES ON PAGE 19</b></p>		<b>SLIDE-IN MANIFOLD (COMPLETE) CONVENTIONAL BURNER</b> SCNA BSI Manifold	171868
		<b>SLIDE-IN MANIFOLD (COMPLETE) SEALED BURNER</b> SCSA COPRECI Manifold	171899
		SCSA BSI Manifold	171899
<p style="text-align: center;"><b>SEE NOTES ON PAGE 19</b></p> <p style="text-align: center;"><b>PICTURE NOT AVAILABLE</b></p> <p style="text-align: center;"><b>SEE NOTES ON PAGE 19</b></p>	<b>RANGE MANIFOLD (COMPLETE) CONVENTIONAL BURNER</b> SRNA COPRECI Manifold with Black Knob SRNA BSI Manifold with Black Knob	521103 521102	
	<b>RANGE MANIFOLD (COMPLETE) SEALED BURNER</b> SRSA BSI Manifold with Black Knob	521022	
		<b>REGULATOR</b> SD2-SD3-SR3-SC3; SDN2-SDN3; SRN3/SRNA3 SRSA3LGG/SRSA3LGGV; SCS3GS/SCS3GSV	161140 161203

ILLUSTRATED ITEM	DESCRIPTION	PART NO.
<p><b>PICTURE NOT AVAILABLE</b></p>	<p><b>GRATE WIRE</b></p>	
	<p>SD3 Grate Wire Short</p>	031028
	<p>SD2 Grate Wire Long</p> <p>SDN 2/3 Grate Wire</p>	N/A 031194
 <p><b>STANDARD GRATE</b></p>  <p><b>DELUXE GRATE</b></p>	<p><b>GRATE - Standard</b></p> <p>SRNA3/SCNA3/SRN3/SCN3</p>	031250
	<p><b>GRATE - Deluxe (Fits ALL RANGE AND SLIDE-IN MODELS)</b></p>	521120
	<p><b>GRATE - SEALED BURNER MODELS</b></p> <p>SRSA3LGGS/SRSA3LGGSV; SCS3GS/SCS3GSV</p> <p>SRSA3/SCSA3/SRS3/SCS3</p>	031206 031250
	<p><b>GRATE (Ceran® Glass Tops)</b></p> <p>SCS3GS/SCS3GSV/SRSA3LGGS/SRSA3LGGSV</p>	520967
	<p><b>GRATE - CLIP</b></p> <p>SR3 - SC3 (NOT SHOWN)</p>	121910
	<p><b>RUBBER FOOT</b></p> <p>SD2/SD3/SR3S/SR3L/SC3 (Not Shown)</p>	140214
	<p><b>OVEN RACK - ALL RANGE MODELS</b></p>	031059
<p><b>PICTURE NOT AVAILABLE</b></p>	<p><b>DOOR PANEL (22" OVEN) BLACK</b></p> <p>SRN3/SRNA3; SRS3/SRSA3</p>	101963BK
	<p><b>DOOR PANEL (22" OVEN) WHITE</b></p> <p>SRN3/SRNA3; SRS3/SRSA3</p>	101963WH
	<p><b>DOOR PANEL (22" OVEN) STAINLESS</b></p>	101978
	<p><b>DOOR - OVEN COMPLETE (22" OVEN)</b></p> <p><b>BLACK</b> - SRN3/SRNA3; SRS3/SRSA3</p> <p><b>WHITE</b> - SRN3/SRNA3; SRS3/SRSA3</p> <p><b>BLACK GLASS</b> - SRN3/SRNA3; SRS3/ SRSA3; SRSA3LGGS(V)</p> <p><b>STAINLESS</b> - SRN3/SRNA3; SRS3/ SRSA3; SRSA3LGGS(V)</p>	031145BK 031145WH 031143BK 031155
	<p><b>BLACK</b> - SR3 (Above Serial No. 003107360)</p> <p><b>WHITE</b> - SR3 (Above Serial No. 003107360)</p>	031079BK 031079WH
	<p><b>BLACK GLASS</b> - SR3 (Above Serial No. 003107360)</p>	031080
		<p><b>DOOR - OVEN COMPLETE (17" OVEN)</b></p> <p><b>BLACK</b> - SRN3/SRNA3; SRS3/SRSA3</p> <p><b>WHITE</b> - SRN3/SRNA3; SRS3/SRSA3</p>
<p><b>BLACK GLASS</b> - SRN3/SRNA3; SRS3/ SRSA3; SRSA3LGGS(V)</p> <p><b>STAINLESS</b> - SRN3/SRNA3; SRS3/ SRSA3</p>		031144BK 031154

# RV COOKING APPLIANCES Factory Replacement Parts

ILLUSTRATED ITEM	DESCRIPTION	PART NO.
<p><b>PICTURE NOT AVAILABLE</b></p>	<p><b>DOOR PANEL (17" OVEN)</b></p> <p><b>BLACK</b> SRN3/SRNA3; SRS3/SRSA3</p> <p><b>WHITE</b> - SRN3/SRNA3; SRS3/SRSA3</p> <p><b>STAINLESS</b> - SR3S; SRNA3/SRSA3</p> <p><b>BLACK GLASS</b> - SR3L</p>	<p>101962BK</p> <p>101962WH</p> <p>101977</p> <p>310048</p>
	<p><b>HANDLE - OVEN DOOR</b></p> <p>SR3</p> <p>SRN3/SRNA3; SRSA3LGGS/SRSA3LGGSV; SCS3GS/SCS3GSV (Black)</p> <p>SRN3, SRNA3 (White)</p>	<p>140221</p> <p>140231</p> <p>140234</p>
<p><b>PICTURE NOT AVAILABLE</b></p>	<p><b>HINGE - DOOR (17" MODEL)</b> SRN3/SRNA3</p> <p><b>HINGE - DOOR (22" MODEL)</b> SRN3/SRNA3</p>	<p>150135</p> <p>150136</p>
<p><b>PICTURE NOT AVAILABLE</b></p>	<p><b>DOOR - SEAL TOP, SRNA3L; SRNA3S</b></p> <p><b>DOOR - SEAL SIDE, SRNA3S</b></p> <p><b>DOOR - LONG SIDE, SRNA3L</b></p>	<p>071073</p> <p>071057</p> <p>071059</p>
 <p><b>SDN2 TOP SHOWN</b></p>	<p><b>SDN2 DROP IN TOP</b></p> <p><b>BLACK</b> - SDN2</p> <p><b>WHITE</b> - SDN2</p> <p><b>STAINLESS</b> SDN2</p>	<p>2939ABK</p> <p>2939AWH</p> <p>N/A</p> <p>2939AST</p>
 <p><b>SDN3 TOP SHOWN</b></p>	<p><b>SDN3 DROP IN TOP</b></p> <p><b>BLACK</b> SDN3</p> <p><b>WHITE</b> - SDN3</p> <p><b>STAINLESS</b> SDN3</p>	<p>N/A</p> <p>2940ABK</p> <p>2940AWH</p> <p>N/A</p> <p>2940AST</p>
 <p><b>FRONT VIEW</b>      <b>SIDE VIEW</b></p>	<p><b>FASTENER ANGLE BRACKET (SPEED NUT) SD2/3; SDN 2/3</b></p>	<p>122060</p>
	<p><b>GLASS ASSEMBLY MAIN TOP</b></p> <p>SCS3GS</p> <p>SCS3GSV</p> <p>SRSA3LGGS</p> <p>SRSA3LGGSV</p>	<p>520984</p> <p>520985</p> <p>520986</p> <p>520987</p>

# Factory Replacement Parts **RV COOKING APPLIANCES**

ILLUSTRATED ITEM	DESCRIPTION	PART NO.
	<b>RANGE and SLIDE IN TOP (CONVENTIONAL BURNER MODELS)</b> <b>BLACK</b> SR3/SC3 SRN3/SRNA3; SCN3/SCNA3 <b>WHITE</b> SRN3/SRNA3; SCN3/SCNA3 <b>STAINLESS - PORCELAIN</b> SCN3/SRNA3/SCNA3	101758BK 101997BK 101998WH 101997PS
	<b>RANGE and SLIDE IN TOP (SEALED BURNER MODELS)</b> <b>BLACK - SRS3/SCS3; SRSA3/SCSA3</b> SI BSI <b>WHITE</b> SRS3/SCS3; SRSA3/SCSA3 <b>STAINLESS - PORCELAIN - SRS3/SCS3; SCNA3; SRSA3/SCSA3</b> SI BSI	102582BK 102002BK 102003WH 102582PS 102002PS

SUBURBAN RV RANGE/COOKTOP MODEL NUMBER POSITIONS									
1	2	3	4	5	6	7	8	9	10
BRAND	TYPE	BURNER TYPE	THERMO-STAT	BURNERS	OVEN MODELS	TOP COLOR (PORCELAIN)	DOOR COLOR (PAINTED)	IGNITION	OPTIONS
S=Suburban	R=Range D=Drop-In C=Cooktop (Slide-In)	N=Conventional S=Sealed	A=Mercury Free	2=2-Burner 3=3-Burner	S=17" Oven L=22" Oven	B=Black W=White S=Stainless G=Glass P=Porcelain Stainless	B=Black W=White S=Stainless G=Black Glass	M=Match E=Piezo S=Spark	V=120V Element Z=Deluxe Cooking Grate Y=Extension

### NOTES:

#### SRNA3 Range component information

Suburban uses three (3) suppliers for the mercury free range control systems on our SRNA3 ranges, SABAF, COPRECI, and BSI. The information below will assist you with identifying between the three systems.

The SABAF system is manufactured using a round tube manifold and the oven thermostat on this model is a cylinder style brass control with a micro switch attached. Should a replacement part be required for this type system each individual part can be replaced.

The COPRECI system is manufactured using a round tube manifold and the oven thermostat on this model is a cylinder style brass control. It does not have a microswitch attached to the thermostat. Should a replacement part be required for this type system, a complete manifold will be shipped that includes the oven thermostat, top burner valves and thermostat knob.

The BSI system incorporates a square tube manifold and the oven thermostat control is a cast aluminum body. Should a replacement part be required for this system a complete manifold will be shipped that includes the oven thermostat, top burner valves, and thermostat knob.

## **NOTES:**

### **SRNA3 Range component information**

Suburban uses three (3) suppliers for the mercury free range control systems on our SRNA3 ranges, SABAF, COPRECI, and BSI. The information below will assist you with identifying between the three systems.

The SABAF system is manufactured using a round tube manifold and the oven thermostat on this model is a cylinder style brass control with a micro switch attached. Should a replacement part be required for this type system each individual part can be replaced.

The COPRECI system is manufactured using a round tube manifold and the oven thermostat on this model is a cylinder style brass control. It does not have a microswitch attached to the thermostat. Should a replacement part be required for this type system, a complete manifold will be shipped that includes the oven thermostat, top burner valves and thermostat knob.

The BSI system incorporates a square tube manifold and the oven thermostat control is a cast aluminum body. Should a replacement part be required for this system a complete manifold will be shipped that includes the oven thermostat, top burner valves, and thermostat knob.

## **ADDITIONAL NOTES:**

### **SRNA Range component information**

Suburban uses three (3) suppliers for the conventional top burner assemblies, BSI, Mueller, and SI. The information below will assist you with identifying the burners.

**BSI** - Original Production, round top with aluminized steel body.

**MUELLER** - Production start date of October 2012. Tapered aluminized steel body.

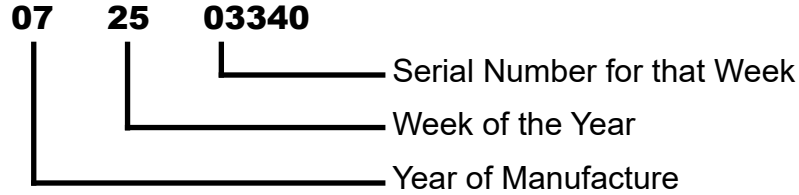
**SI** - Production start date of April 2013. Low profile black burner.

# SUBURBAN SERIAL NUMBER INFORMATION

All Suburban Serial Numbers manufactured after January 1990, will be nine digits. The first two (2) digits signify the year of manufacture. The next set of digits, indicate the week of the year and the remaining digits are serial numbers.

## EXAMPLE SERIAL NUMBER DESCRIPTION

### Sample Serial Number:



## REPLACEMENT PARTS

**Only FACTORY AUTHORIZED PARTS are to be used.  
Do not attempt to repair defective parts.**

When ordering repair parts from your dealer, a Suburban Service Center, or distributor, always give the following information:

1. Part Number (Not Item No.)
2. Part Description
3. Model and Serial Number of furnace
4. Number of Parts Required



676 Broadway Street  
Dayton, Tennessee 37321  
423-775-2131 • Fax: 423-775-7015  
[www.Airxcel.com](http://www.Airxcel.com)