

SLIDE-OUTS

Part #	Controller Version	Controller Replacement	Motor(s) Used
239657	A (Daisy Chain) (Fig. 1)	A Only	Round-Square (Fig. 7), Round-Round (Fig. 8A)
211852	B (Fig. 2)	B/C2* Only	Round Square (Fig. 7)
	C (Fig. 3)	C/C2* Only	Round-Round (Fig. 8A, 8B), Round-Square Plate (Fig. 9)
	C1 (Fig. 4)	C1/C2* Only	
	C2 (Fig. 5)	C2	
326876	8 Amp (Fig. 6)	8 Amp Only	Round-Round (Fig. 8B)

NOTE: Always replace the motor in the system with the same motor except the Round-Square Plate (Fig. 9), which is obsolete. That motor will be replaced with the Round-Round (Fig. 8A, 8B).

NOTE: (*) denotes that (2) new motor harnesses **MUST** be ordered, and re-wiring instructions **MUST** be used. See Page 2.

Fig. 1

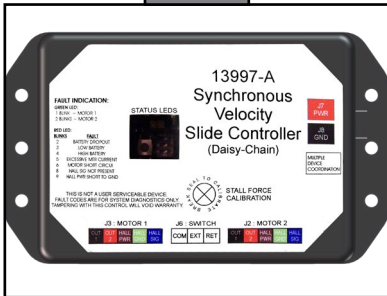


Fig. 2




Fig. 3




Fig. 4

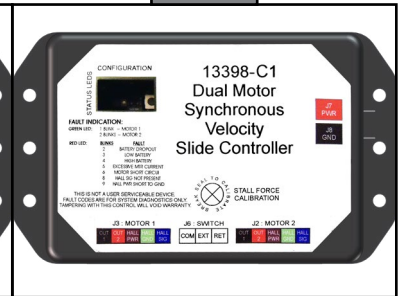


Fig. 5




Fig. 6




Fig. 7 - 229466



Fig. 8A - 236575, 300:1



Fig. 8B - 287298, 500:1



Fig. 9 - Obsolete



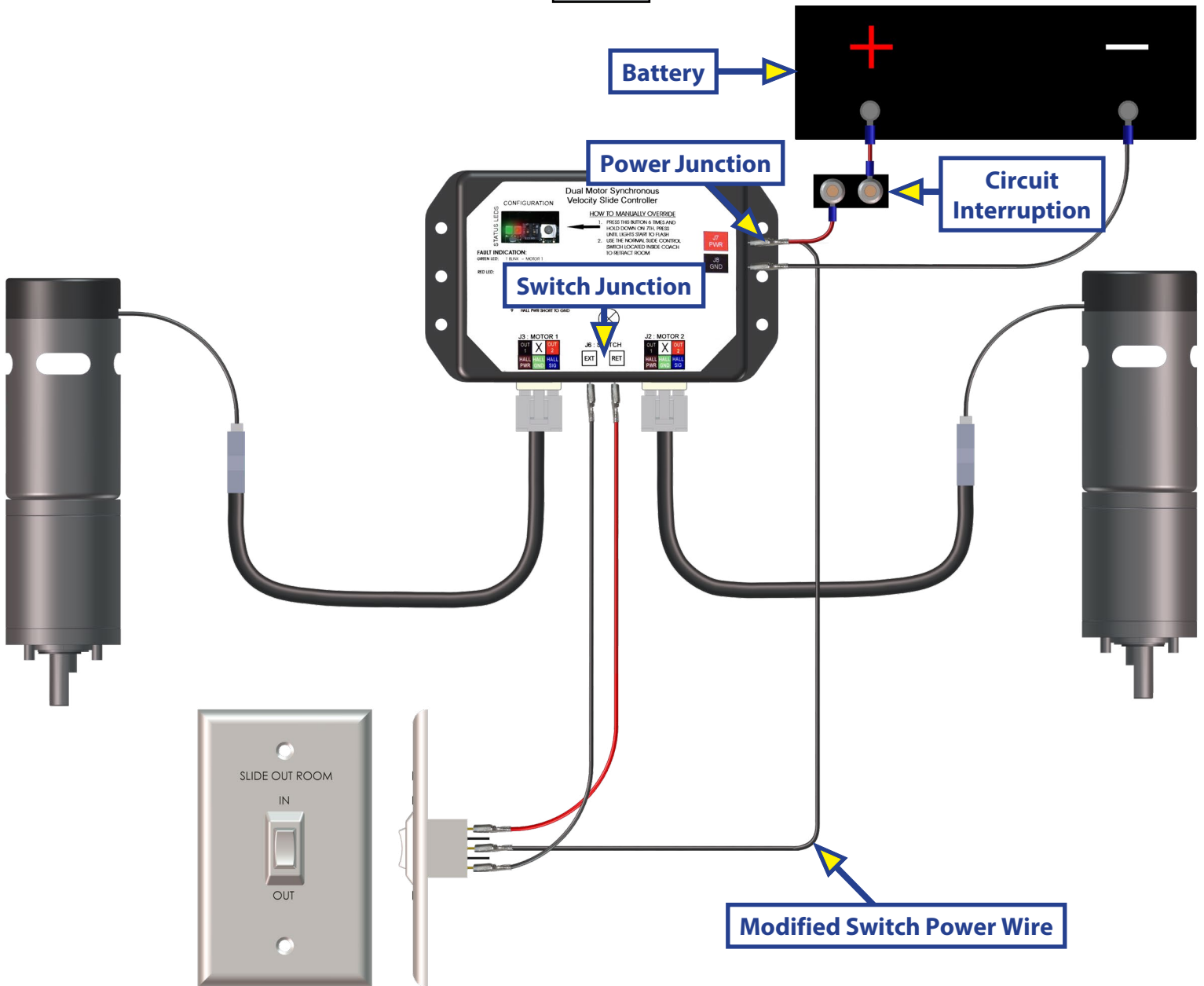
NOTE: Ensure that a 300:1 motor is replaced with a 300:1 motor (Fig. 8A), and that a 500:1 motor is replaced with a 500:1 motor (Fig. 8B).

SLIDE-OUTS

Rewiring Instructions

If it is necessary to replace a malfunctioning Rev. B, C, or C1 controller, it is recommended that the customer do so with a new Rev. C2 controller. In order to properly rewire a Rev. B, C, or C1 controller to a new Rev. C2 controller, the customer will need two new motor harnesses (one for each motor.) Additionally, it will be necessary to modify the power wire from the controller to the extend/retract switch by adapting the wire to piggyback the connection at the power junction. This wire comes from the positive side of the buss bar to the controller (Fig. 10).

Fig. 10



As a supplier of components to the RV industry, safety, education and customer satisfaction are our primary concerns. Should you have any questions, please do not hesitate to contact us at (574) 537-8900 or by email at customerservice@lci1.com. Self-help tips, technical documents, product videos and a training class schedule are available at lci1.com or by downloading the MyLCI app.